



MANHATTAN TOWEL RAIL

1.9157.90.0.XX

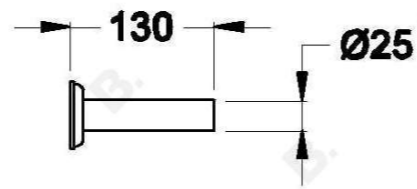


PRODUCT DIMENSIONS:


Front view:



Side view:



Top view:



seaofwhite

Suite 4 | 22 King Edward Road
OSBORNE PARK WA 6017
T 08 9344 1500
W seaofwhite.com.au